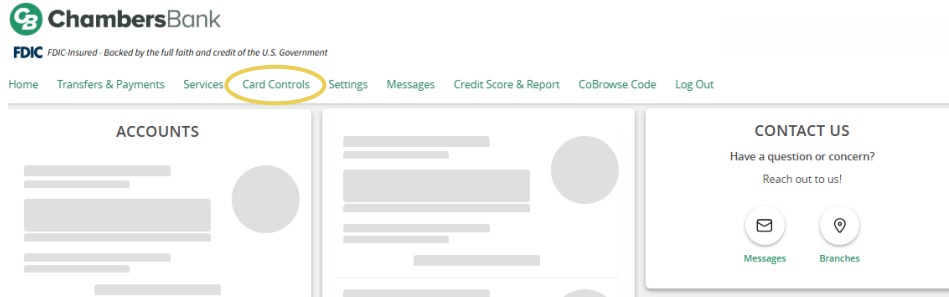




HOW TO USE CARD CONTROLS

Card Controls is in the Digital Banking main menu:






- **First-time users:** Follow the prompts to enroll in Card Controls. You may need to accept the Terms and Conditions, choose SMS and/or email delivery options, and select **Enroll Cards**.

Card Registration

[← Back to Card Controls](#)

Before you can use card controls, you must enroll the following cards in alerts and controls:

The following cards will be enrolled:

-  DEBIT 4855-
-  DEBIT 5588-
-  DEBIT 8511-

Card Registration Terms and Conditions

I agree to Terms and Conditions

[Terms and Conditions](#)

Choose your delivery option

The delivery settings below will apply to all of the other cards using alerts and controls

SMS

(123) 456-7890

Agree to terms and conditions

[Terms and Conditions](#)

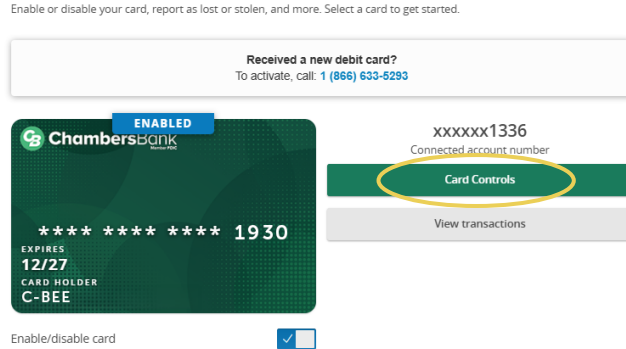
Email

Cancel

Enroll Cards

- To see all the control options, select the green 'Card Controls' button next to your debit card.

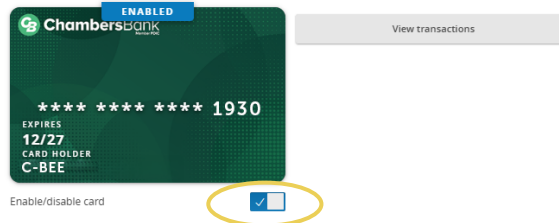
Card Controls



- To instantly **freeze or unfreeze** your card, toggle 'Enable/disable card.' This stops most purchases immediately, but recurring transactions may still process.

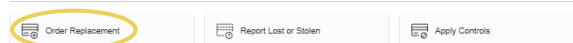
Card Controls

[← Back to Card Controls](#)




- To **order a replacement card**, select the 'Order Replacement' button, then confirm your mailing address and submit. Replacement cards for damaged cards will have the same card number and typically arrive in 7–10 business days.

CARD MANAGEMENT



Order Replacement

[← Back to Card Controls](#)



Please confirm that you would like to order a replacement card mailed to the address listed below. Your new card will have the same card number and should arrive within 7-10 business days. A \$5 replacement card fee will be applied.

Mailing address

ⓘ If this address is incorrect, please contact us at (800) 603-1226 to update your address on file.



- To report your card lost, stolen, or used fraudulently, select Report Lost or Stolen. Then choose Lost, Stolen, or Fraud, confirm your address, and submit. Replacement cards will have a new card number and typically arrive in 7–10 business days. If you suspect fraud, please also notify Chambers Bank.

CARD MANAGEMENT

Order Replacement Report Lost or Stolen Apply Controls

COMMUNICATION

Enroll Alerts Set Travel Notifications

Reporting your card lost or stolen will immediately and permanently deactivate your card.

Was the card lost, stolen or fraud?

Lost
 Stolen
 Fraud

Order replacement (\$5 replacement card fee will be applied)
Mailing address

ⓘ If this address is incorrect, please contact us at (800) 603-1226 to update your address on file.

Cancel Submit

- To apply custom controls, select the 'Apply Controls' button, then choose whether you want to set a per-transaction spending limit or decline selected transaction types and merchant types. Choose to be notified via SMS text message or email whenever transactions decline. Agree to the terms and conditions, then submit.

CARD MANAGEMENT

Order Replacement Report Lost or Stolen Apply Controls

Apply Controls
[← Back to Card Controls](#)

ENABLED
ChambersBank
**** * 1930
EXPIRES 12/27
CARD HOLDER C-BEE

Card controls allow you to enable/disable or set spending and location-based limits for specific transaction types.

Enroll in Alerts and Controls
[Terms and Conditions](#)

ⓘ Unchecked limits are reset to the default max on submit.

SPENDING ⓘ

Limit per transaction

TRANSACTION TYPES

Decline eCommerce transactions
 Decline Mail/Phone order transactions
 Decline recurring transactions
 Decline ATM transaction

- To **enroll in alerts**, select the 'Enroll Alerts' button. Then toggle "Enroll in Alerts and Controls." Specify which alerts you would like to receive, and whether you prefer SMS text messages or email, then submit.

COMMUNICATION

Please complete the information below to tell us how to alert you and what alerts you would like to receive.

Enroll in Alerts and Controls
[Terms and Conditions](#)

i Check options to enable them. Upon submitting, your new selections will override any that were previously selected.

All transactions

SPENDING ALERTS *i*

Alert per transaction

Alert per transaction

\$ 100

TRANSACTION TYPES *i*

eCommerce transactions

Mail/Phone Order transactions

Recurring transactions

ATM transactions

In-store transactions

Other transactions

MERCHANT TYPES *i*

Department store

Entertainment

Gas station

Household

Personal care

Restaurant

Travel

Age-restricted

Other

CHOOSE YOUR DELIVERY OPTION

The delivery settings below will apply to all of the other cards using alerts and controls

SMS

Email

- To **set travel notifications**, select the 'Set Travel Notifications' button. Choose the debit card(s) you plan to use while you travel. Provide the requested details about your trip, then submit.

COMMUNICATION




Set Travel Notifications

[< Back to Card Controls](#)

Notify us of your travel plan(s) so your card is ready to travel with you. Please allow 4 hours during normal business hours for your travel to be notated.

Setup a new travel notification

Select card(s) that will be used

-  DEBIT 5949
-  DEBIT 6888
-  DEBIT 8756

Departure date

Return date

Where will you be traveling?


- Domestic
- International

Traveling contact number

- Domestic
- International

- To view debit card transaction history, select the 'View Transactions' button next to that card. You will need to apply a filter for each card on the account by entering the last four digits of the card number in the description field. Then select 'Apply Filters.'

Card Controls
[Back to Card Controls](#)



ENABLED

View transactions

**** * 1930

EXPIRES 12/27

CARD HOLDER C-BEE

Enable/disable card

Transactions Details & Settings

Filters

Search Filter Currency Download More

Time Period

Description 1930

Transaction Type

Min Amount \$ 0.00 to Max Amount \$ 0.00

Starting Check # to Ending Check #

Category

Reset Apply Filters